



Customer order number:

Remarks:

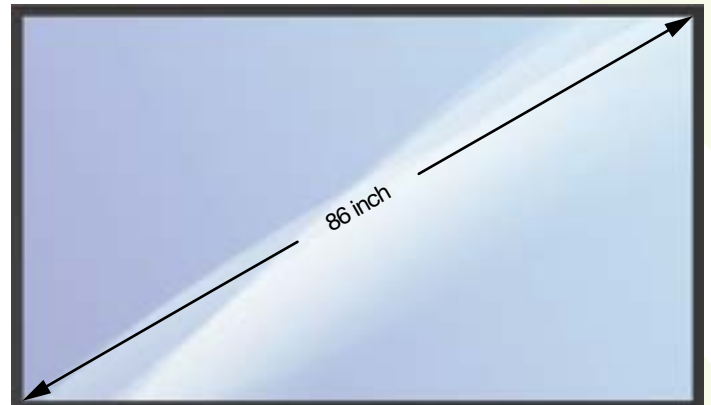
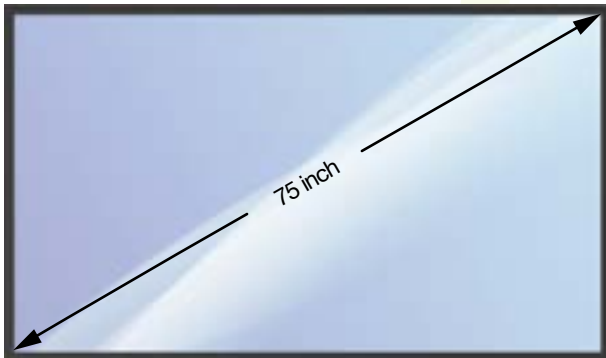
Board surface options for Winx®

How to fill out this form:

1. Indicate the screen diagonal size in inches of your panel, to determine the size of your (white)boards.
2. Go to the last page of this form, to determine the pattern you want for each (white)board surface.
3. Return the completed form to your sales support representative by e-mail.

If you need any assistance, please contact our sales support team by e-mail.

Panel sizes



Make your choice

Check the box that indicates your panel size.

panel size 75"

panel size 86"

(White)board size in mm	
width	height
910	985
1052	1135

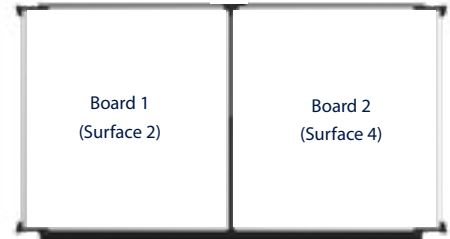


Reference Winx® 4b

open



closed

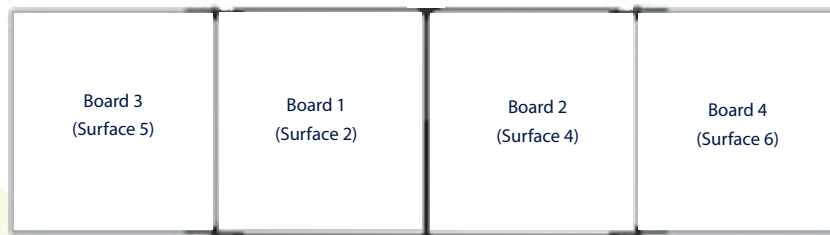


Reference Winx® 4b Fixed Whiteboard Expansion Set (art. no. 481A93)

open



closed



Surface material options



Winx®
Whiteboard Enamel



Winx®
Chalkboard Green




Winx®
Chalkboard Antracite

note: product specifications may change without prior notice. V:20240613 V3



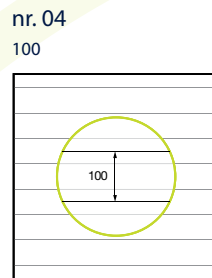
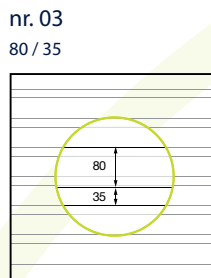
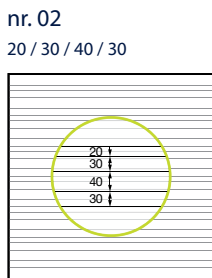
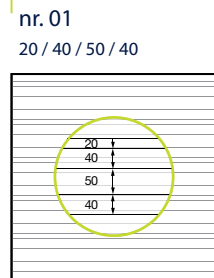
Patterns*

blanco

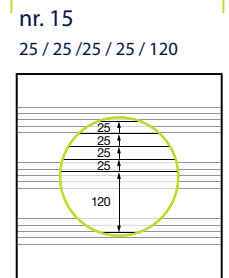


available surfaces

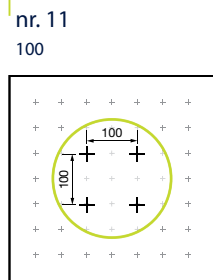
horizontal line pattern



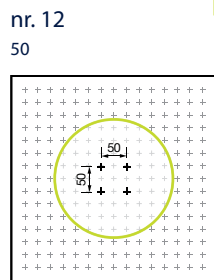
music lines



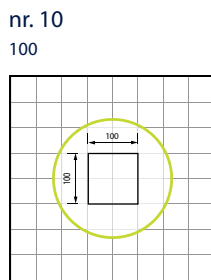
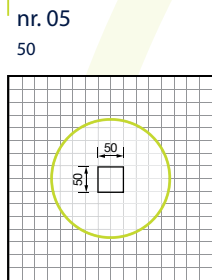
cross pattern



available surfaces



square pattern



* Please note that the pattern dimensions are mentioned in mm

Make your choice

Indicate the pattern for each (white)board surface

Board 1 - surface 1 (frontside)

Board 1 - surface 2 (backside)

Board 2 - surface 3 (frontside)

Board 2 - surface 4 (backside)

Board 3 - surface 5 (only applies to Winx® 4b Expansion Set)

Board 4 - surface 6 (only applies to Winx® 4b Expansion Set)

pattern nr.

00 01 02 03 04 05 10 11 12 15